



Leadership, innovation, collaboration for state Aging and Disability agencies.

241 18th Street S, Suite 403
Arlington, VA 22202
Phone: 202-898-2578
www.advancingstates.org
www.hcbs.org

Stay informed with us on:  

PROFILE OF OLDER AMERICANS

12.2 million older adults receive both Medicare and Medicaid benefits

1 in 10 (5.1 million) live in poverty

6.5% of the labor force are older adults

1.1 million were responsible for the basic needs of one or more grandchildren under age 18 living with them

44% of women 75 and older live alone

23% are minorities

- 9% African American
- 8% Hispanic
- 5% Asian or Pacific Islander
- 0.6% American Indian and Alaska Native

Median Incomes
• \$34,267 Men
• \$20,431 Women

80% of older adults have at least one chronic condition
70% of Medicare beneficiaries have two or more

1 in 5 Older Americans live in a rural area




SOURCES: Dually Eligible Beneficiaries. MACPAC. <https://www.macpac.gov/topics/dually-eligible-beneficiaries/>, United States, Administration for Community Living. 2020 Profile of Older Americans, 2021. https://acl.gov/sites/default/files/Aging%20and%20Disability%20in%20America/2020ProfileOlderAmericans.Final_.pdf, United States, Administration for Community Living. 2019 Profile of Older Americans, <https://acl.gov/sites/default/files/Aging%20and%20Disability%20in%20America/2019ProfileOlderAmericans508.pdf>, Get the Facts on Healthy Aging. The National Council on Aging. Jan. 2021. <https://www.ncoa.org/article/get-the-facts-on-healthy-aging>, United States, Congress, Symens Smith, Amy, and Edward Trevelyan. Older Population in Rural America: In Some States, More Than Half of Older Residents Live In Rural Areas, 2019. <https://www.census.gov/library/stories/2019/10/older-population-in-rural-america.html#:~:text=More%20than%2020%20in%205,to%2013.8%25%20in%20urban%20areas.>



AGING IN AMERICA

We Can Do Better



SOURCES:

INCREASING DEMAND

- "65 And Older Population Grows Rapidly as Baby Boomers Age." Census.gov, US Census Bureau, 25 June 2020, <https://www.census.gov/newsroom/press-releases/2020/65-older-population-grows.html>
- United States Census Bureau, Vespa, Jonathan, et al. Demographic Turning Points for the United States: Population Projections for 2020 to 2060, <https://www.census.gov/content/dam/Census/library/publications/2020/demo/p25-1144.pdf>
- Advancing States Calculations based on American Community Survey Demographic Data, 2019, AGID - Custom Tables—American Community Survey Demographic Data: Results (acl.gov).

MORE NEEDS TO BE DONE

- "Research, Statistics and Data." National Center on Elder Abuse, Administration for Community Living, <https://ncea.acl.gov/What-We-Do/Research/Statistics-and-Data.aspx#prevalence>.
- Oral Health for Older Americans. Centers for Disease Control and Prevention, 5 May 2021, https://www.cdc.gov/oralhealth/basics/adult-oral-health/adult_older.htm.
- "Cost of Older Adult Falls." Older Adult Fall Prevention, Centers for Disease Control and Prevention, 9 July 2020, <https://www.cdc.gov/falls/data/fall-cost.html>.
- United States, Congress, Office of Lead Hazard Control and Healthy Homes. Overcoming Obstacles to Policies for Preventing Falls by the Elderly, 2017, <https://www.hud.gov/sites/documents/OVERCOMINGOBSTACLESFALLS.PDF>.
- "2.4 Million Ed Visits in 65s Due to Unintentional Falls." Consumer Health News, Health Day, 7 May 2021, <https://consumer.healthday.com/most-er-visits-hospitalizations-in-65s-due-to-unintentional-falls-2652896218.html>.
- "Public Health Impact: Food Insecurity Ages 60+" Dawes, S., Gonzalez, N., &

Hake M. (May 2022). The State of Senior Hunger in 2020: Executive Summary. Available from Feeding America: www.feedingamerica.org/research/senior-hunger-research.

AGING IN PLACE IS COST EFFECTIVE

- "Cost of Long Term Care by State: Cost of Care Report." Aging and You, Genworth, <https://www.genworth.com/aging-and-you/finances/cost-of-care.html>.
- "Skilled Nursing Data Report: Key Occupancy & Revenue Trends." National Investment Center for Seniors Housing & Care, 2019, https://info.nic.org/hubfs/3Q19_SNF%20Report.pdf
- O'Malley Watts, Molly, et al. "Medicaid Home and Community-Based Services Enrollment and Spending." Kaiser Family Foundation, Feb. 2020, <https://files.kff.org/attachment/Issue-Brief-Medicaid-Home-and-Community-Based-Services-Enrollment-and-Spending>


OLDER AMERICANS ACT FUNDING AND SERVICES

- "Data-at-a-Glance (SPR)." AGing, Independence, and Disability Program Data Portal, Administration for Community Living, 2019, <https://agid.acl.gov/DataGlance/SPR/>
- "65 And Older Population Grows Rapidly as Baby Boomers Age." Census.gov, US Census Bureau, 25 June 2020, <https://www.census.gov/newsroom/press-releases/2020/65-older-population-grows.html>
- Binette, Joanne and Kerri Vasold. 2018 Home and Community Preferences: A National Survey of Adults Age 18-Plus. Washington, DC: AARP Research, August 2018. <https://doi.org/10.26419/res.00231.001>
- United States, Administration for Community Living. Justification of Estimates for Appropriations Committee, 2019. <https://acl.gov/sites/default/files/about-acl/2018-05/FY2019ACL-CJ3.pdf>



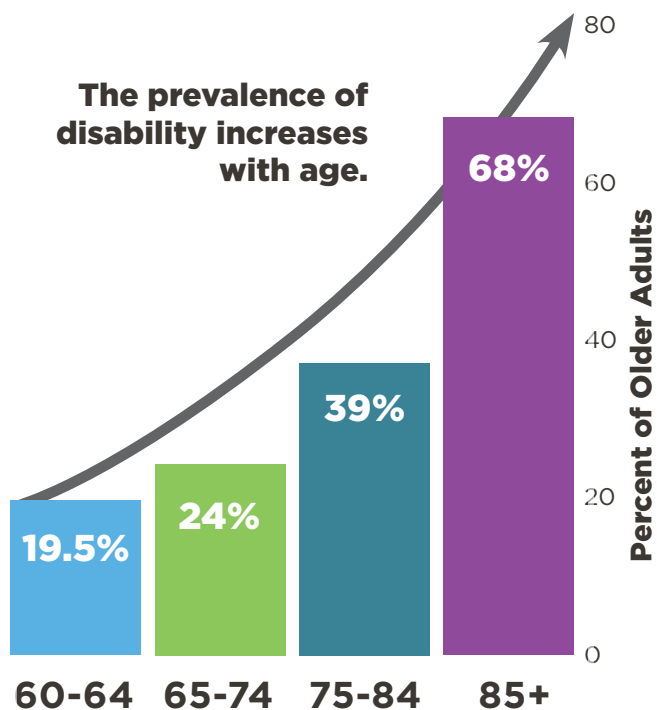
INCREASING DEMAND PUTS PRESSURE ON AGING SERVICES

Percentage of Older Adults Continues to Grow



2020 **2060**
ONE IN SIX **ONE IN FOUR**
 Adults 65+ Adults 65+

Many Older Americans Will Need Support as They Age



MORE NEEDS TO BE DONE TO KEEP OLDER ADULTS SAFE AND HEALTHY

Elder Justice and Adult Protective Services

ONE IN TEN older adults are abused, neglected and/or exploited annually



Only **1 in 24** cases of elder abuse are reported to authorities



Dental Care



- 20% of older adults have no natural teeth
- 2 in 3 have gum disease
- 1 in 5 have untreated tooth decay
- No Medicare coverage for dental care

Fall-Related Injuries



Falls accounted for more than **90%** of selected emergency department visits and hospitalizations for nonfatal injuries among adults 65+ in 2018

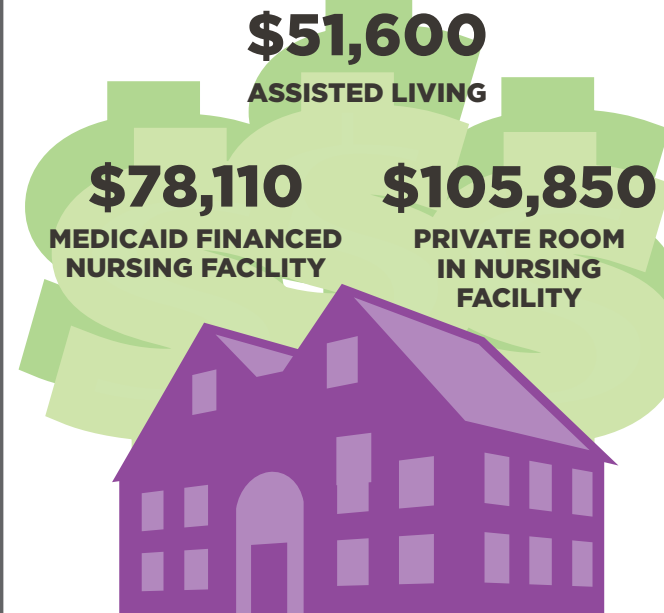
Hunger



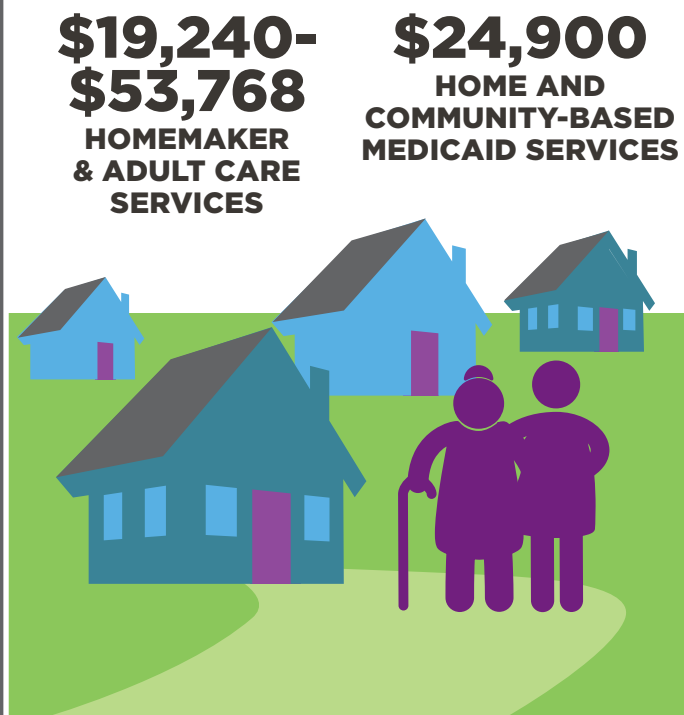
MORE THAN 25% of older adults in poverty are food insecure

AGING IN PLACE IS COST EFFECTIVE

Annual Facility Living Costs

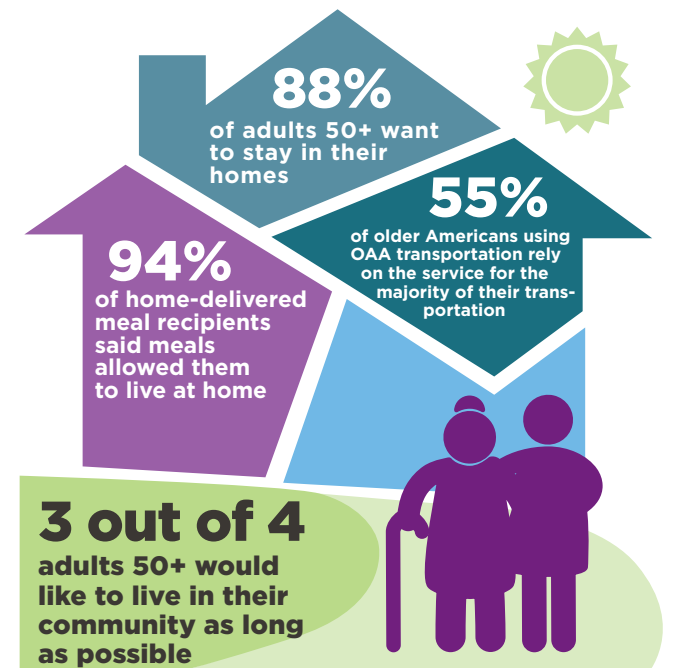


Annual Home and Community Care Costs



OLDER AMERICANS ACT FUNDING AND SERVICES

Services Support Community Living



Needs Outstrip Services

